

bionano™



Reveal More Genomic Variation That Matters With Optical Genome Mapping

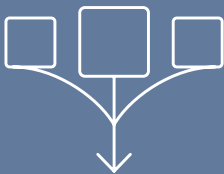


Find Variants Other Technologies Can't See with Optical Genome Mapping



The Bionano Saphyr® system detects structural variations in an unbiased manner at much higher sensitivities than sequencing-based technologies, down to 500 bp resolution and routinely at 5% variant allele fraction.

Empower Your Lab with the Saphyr System



A workflow alternative to multiple traditional cytogenetic methods



Unbiased genome-wide structural variant detection



Find genetic variation missed by sequencing and cytogenetic methods

Wide Range of Applications



Constitutional Genetic Disorders

Detect genome-wide SVs at >10,000x higher resolution over karyotyping.



Cell Bioprocessing Quality Control

Detect transgenes and identify unwanted genomic changes introduced in cell culture.



Hematologic Malignancies

Detect genome-wide CNVs and fusions, including fusion partners.



Solid Tumor Research

Detect somatic rearrangements in heterogeneous tumors at 5% variant allele fraction.



Gene Discovery and Therapy

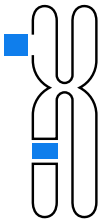
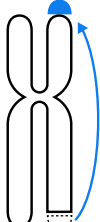
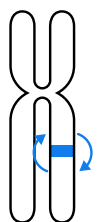
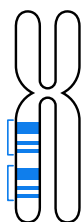
Identify genes of interest, their locations, and how SVs impact them, for effective therapy development.



Pair OGM with Sequencing

Achieve more comprehensive variant calls by combining sequencing for single-nucleotide variants and indels with OGM for whole genome SV detection.

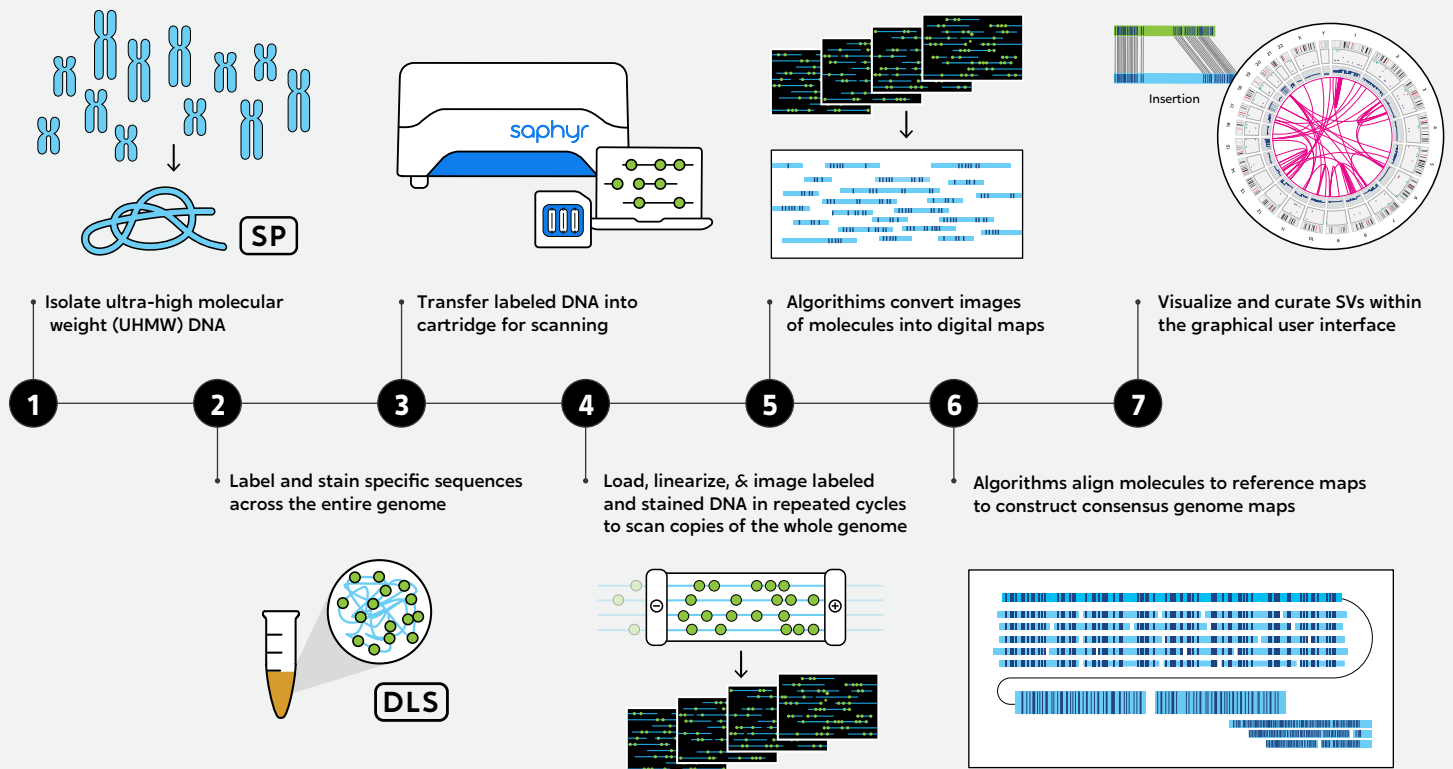
Highly Sensitive Detection Across Structural Variant Types

			
Insertions/deletions 500 bp for diploid genomes 5 kbp for mosaic sample	Balanced and unbalanced translocations larger than 50 kbp	Inversions larger than 30 kbp	Duplications larger than 30 kbp

OGM Makes Detecting Structural Variants Easy and Efficient

The Saphyr system images ultra-long, linearized DNA molecules labeled at specific sequence motifs. Comparative analysis of the label patterns over long contiguous reads

across the whole genome reveals structural variants (>500 bp). All major types of large structural variants can be detected at variant allele fractions of 5%.



Total processing time: as few as 3 days*

* For human samples collected at 100x and analyzed through the de novo assembly pipeline.

Streamline Your Workflow with Optimized Sample Prep and Labeling Kits

Bionano Prep™ kits provide the critical reagents necessary to extract and label ultra-high molecular weight (UHMW) DNA that is compatible with Saphyr® system.



Isolate UHMW DNA from Important Sample Types

The Bionano sample prep (SP) kits are capable of purifying UHMW DNA from tissue and tumor, bone marrow aspirate (BMA), blood and cells as well as plant and animal tissue. The latest SP Generation 2 (SP-G2) kits further increase robustness, throughput, and consistency for sample preparation. This sample diversity makes OGM suitable for use in a broad range of studies and applications in oncology, constitutional genetic disease, bioprocessing, and general research.

Bionano SP kits require 1.5 million cells (blood, cell lines and BMA) or 10 – 30 mg of tissue as input. UHMW DNA is isolated in about four hours using a lyse, bind, and wash process, and novel paramagnetic disks.

SAMPLE TYPES



Fresh/Frozen Tissue and Tumor
Generation 2 Coming Soon!



Frozen Bone Marrow Aspirates



Fresh/Frozen Blood



Fresh/Frozen Cell Lines

	Fresh/Frozen Blood	Fresh/Frozen Cell Culture	Frozen Bone Marrow Aspirates (BMA)	Fresh/Frozen Tissue and Tumor
Sample Input		1.5 x 10 ⁶ cells White blood cells (WBCs) for blood and BMA		10 – 30 mg
Sample Preparation Generation 2 Kits	✓	✓	✓	Coming soon!
Previous Sample Preparation Kits (Generation 1)	✓	✓	✓	✓

Experience the Power of Saphyr Chips®



Bionano Saphyr Chip® consumables utilize hundreds of thousands of massively parallel nanochannels that linearize long, labeled DNA molecules, allowing the Saphyr instrument to directly image your samples.

Saphyr Chip Features:



Leverages adaptive loading of DNA utilizing machine learning




Fast sample loading



Allows automatic optimization of run conditions to maximize throughput



Saphyr Chip Clip protects and seals sample integrity



Saphyr Chip's Nanochannels Linearize UHMW DNA for Single-molecule Imaging

Saphyr Chip's nanochannels allow only a single linearized DNA molecule to travel through while preventing the molecule from tangling or folding back on itself. Confined in this nanofluidic environment, DNA molecules linearize across hundreds of thousands of nanochannels where they can be imaged to reveal the underlying genomic structure and structural variation.

"We need research data on structural variants—like OGM provides—to ultimately help patients. OGM has the potential to change the way we diagnose diseases and eventually how we manage them."

Dr. Rashmi Kanagal-Shamanna

The University of Texas, M.D. Anderson Cancer Center

Intelligent Data Solutions

Manage and monitor data generation on Saphyr and generate genome assemblies and variation reports in one place.

BIONANO ACCESS SOFTWARE

Bionano Access™ software is a web-based hub for Saphyr system operations, providing all the software needed for experiment management and OGM applications. With Bionano Access, you can:

- Set up and monitor runs remotely to flag potential sample-quality issues
- Perform structural variation calling and annotation
- Filter and generate variant reports
- Automate *de novo* and somatic variant detection by comparing multiple samples and export in a dbVar-compliant VCF file
- Generate *de novo* assemblies for population-specific reference genomes



ANALYSIS PIPELINES

Bionano Access has several analysis pipelines to get the most out of your OGM data.

- **Rare Variant Analysis Pipeline** detects SVs genome-wide without bias, including analysis of heterogeneous tumor/mosaic samples down to an average level of detection of 5% variant allele fraction
- **De novo Assembly Pipeline** calls heterozygous structural variants with unmatched sensitivity and precision
- **Copy Number Variation Pipeline** detects copy number changes from 500 kbp up to aneuploidies, down to 10% variant allele fraction with high sensitivity
- **Variant Annotation Pipeline** calculates all SV calls based on the frequency of variants in a built-in control database, and external databases. It annotates calls by providing overlapping gene information, and performs trio-analysis and tumor-normal comparison
- **Bionano EnFocus™ FSHD Analysis Pipeline** for targeted measurement of the D4Z4 repeat array on chromosome 4
- **Bionano EnFocus™ Fragile X Analysis Pipeline** for targeted measurement of the CGG trinucleotide repeat array in the *FMR1* gene

Compute Solutions

BIONANO COMPUTE ON DEMAND

Bionano Compute On Demand is a pay-per-use solution accessible through Bionano Access web application for your Bionano Solve operations. Compute On Demand simplifies the way you perform analyses, without the need of any additional infrastructure, giving you the flexibility and scalability your experiment deserves.

Advantages include:

- Analyze large genomes and a high number of samples simultaneously
- Perform pipeline analysis operations without worrying about server capacity
- Data encrypted for secure operations
- Data centers compliant with IPAA, CSA, SOC2, ITAR regulations
- Genomic data accessible only to end-users and deleted post-processing

BIONANO COMPUTE SERVERS

Capable of performing multiple simultaneous analyses and sustaining continuous throughput, the Saphyr Compute Server allows you to spend less time waiting for data so you can focus on investigating results.

- Simple web application interface enables integration into virtually any network setup

Compute Options



Compute On Demand

- Execute variable workloads
- No upfront server costs required
- Receive data from service providers
- Work on large genomes



Compute Server

- Lower cost per sample for typical instrument owners
- Highly tuned and tested solution
- Best security for data protection

Bionano Technical Support

The Bionano Customer Solutions team is committed to your smooth onboarding and continued success.

Onboarding



Be it reviewing your applications, identifying the right solution based on your experimental goals, or discussing your computational needs, our Field Applications and Field Service teams are with you, every step of the way.

Training



Every Saphyr system is accompanied by exceptional training to get you started on the right foot. This onsite training of users covers the entire workflow, from sample preparation to data review and assessment using Bionano Access.

Continued Support



The Bionano Customer Solutions team is available anytime to help with ongoing and future projects, troubleshooting and resolving issues, and ensuring you get the most value possible from your Saphyr System.

Saphyr Assure



Saphyr Assure is the optional automated system health monitoring service that continuously inspects data quality and instrument performance. Performance issues are diagnosed early and validated updates are automatically ready for installation.

Your Bionano Customer Solutions Team

Field Application Scientists

Regular calls to provide product and administrative updates and review project status and pipeline

Technical Support

Available via e-mail and phone

Field Service Engineers

Performance of annual preventive maintenance and onsite and remote system troubleshooting

Contact Bionano Customer Solutions Team




bionano.com/support



support@bionano.com

How to Access Bionano Data

Get the Consumables

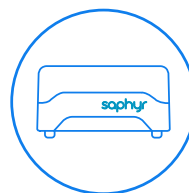


Reagent Rental Agreement

Run samples in-house on an Bionano Saphyr® instrument placed at your institution with a fixed reagent commitment

- Flexible reagent commitment terms
- Installation, Compute On Demand analysis, and training included

Get the Saphyr System



Hardware and Consumables Agreement

Purchase a Saphyr system and consumables for your instation

- Installation and training included
- No mimimum consumable commitment to purchase system

Bionano Genomics Ordering Guide

Category	Part No.	Product	
Kit	GENERATION 2	80060	Bionano Prep SP-G2 Blood and Cell DNA Isolation Kit (12 reactions)
		90151	Bionano Prep SP-G2 Bone Marrow Aspirate DNA Isolation Kit (12 reactions)
		80046	DLS-G2 DNA Labeling Kit - 12 reactions
		90145	Bionano Prep SP-G2 Blood and Cell — 12 Genome Bundle, G3.3
		90146	Bionano Prep SP-G2 BMA — 12 Genome Bundle, G3.3
		90147	Bionano Prep SP-G2 Blood and Cell — 12 Genome Bundle, G2.3
		90148	Bionano Prep SP-G2 BMA — 12 Genome Bundle, G2.3
	GENERATION 1	80042	Bionano Prep SP Blood and Cell DNA Isolation Kit v2 (10 Reactions)
		90103	Bionano Prep SP Bone Marrow Aspirate (BMA) DNA Isolation Kit v2 (10 reactions)
		80038	Bionano Prep SP Tissue and Tumor DNA Isolation Kit (10 Reactions)
		80005	Bionano Prep DLS Labeling Kit (10 Reactions)
		90101	Bionano Prep SP Tissue and Tumor 30 Genome Bundle G2.3*
		90106	Bionano Prep SP Blood and Cell v2 30 Genome Bundle G2.3*
		90107	Bionano Prep SP BMA v2 30 Genome Bundle G2.3*
Chip	20440	Saphyr Chip® G3.3	
	20366	Saphyr Chip® G2.3	
Instrument	90067	Saphyr® System with Bionano Access Server, 1 color	
	90099	Saphyr® Extended Warranty Service Contract (1y)	
Computing	80013	Saphyr Compute Server	
	80014	Bionano Compute Server	
	90088	Bionano Bioinformatic Customer Compute Setup	
	90047	Bionano Compute On Demand, US	
	90060	Bionano Compute On Demand, Europe	
Service	90098	Bionano Compute On Demand, Germany	
Maintenance	90072	100x Human Genome Sample Analysis	
	90073	400x Human Genome Sample Analysis	
	90074	Advanced Genome Sample Analysis	

* Compatible only with Saphyr® System #90023 and #90067 (Saphyr® instrument #60325 and #60396)

Contact your Bionano Regional Business Manager to get started.



To order, please contact order@triolab.se or contact your sales person directly.

For Research Use Only. Not for use in diagnostic procedures.

Bionano Genomics®, Saphyr®, Saphyr Chip® and Bionano Access® are trademarks of Bionano Genomics Inc.

All other trademarks are the sole property of their respective owners.

© 2023 Bionano Genomics, Inc.

LIT-30149_Rev K_Saphyr Brochure_Effective January 2023

